

# CAYMAN

## Primary Social Studies



TEXTBOOK

2

# Cayman Islands Primary Social Studies

TEXTBOOK 2



# Acknowledgements

The Education Department gratefully acknowledges the support of the Government in providing funds for the publication of these books.

Our sincere thanks are also extended to the following people for supporting the publication of these texts: Honourable Truman Bodden, Minister of Education, Aviation and Planning, Mrs Joy Basdeo, Permanent Secretary, Ministry of Education, Aviation and Planning, Dr John Tudor, Chief Education Officer, Mr Herbert Crawford, Senior Education Officer, Curriculum and Test Development and Mrs Lillian Archer, Senior Education Officer, Training and Support Services.

Our thanks go to the writing team: Dick Tressider, Vicki Frederick, Maxine Roberts, Marie Martin, Annie Mae Seymour, Janilee Clifford, Ilene Dilbert, Marcia Sarju, George Boldeau, Marge Quinland, Dell Ottey, Bernice Levy, Lynnett Monteith, James Watler, Heather McLaughlin, Marquiss McLaughlin and Shirley Kidd for the time they spent working on the manuscripts. Special thanks to Maria Chow Bodden for the long hours which she dedicated to typing the drafts, making corrections and preparing the final manuscripts. Thanks also to Miss Reis Ann Alexis for sketching Bodden Town. The project was facilitated by Mr James T Watler, Assistant Education Officer, Social Studies, Moral and Religious Education, Health and Drug Education and thanks must go to him for the time and effort he has put into the project.

We are grateful to Mrs Shirley Hamber of Macmillan Publishers, who has given us advice and support in completing the final drafts of these books. We also wish to say thanks to Mr Michael Bourne and Mr Nicholas Gillard of Macmillan Publishers for their kind assistance.

Finally the authors and publishers wish to acknowledge, with thanks, the following organisations, groups, businesses and individuals for their contributions, e.g. photographs and information:

Cayman Islands National Archive, Cayman Islands National Museum, National Trust of the Cayman Islands, Government Information Services (GIS), Department of Tourism, Lands and Survey, Cayman Airways Ltd, Pedro St James Castle, Pirates Cave – Bodden Town (Spencer Bodden), William Ebanks (Mr Willie's Farm), Georgene Lazzari, Ella Fowler, Favourita Blanchard, Dr Philip Pedley, Tammy Selzer, Anita Ebanks, Deborah Tabora, Bill Tenant, Vera Ann Brereton, Suzette Ebanks, Patrick Gorham and John Bebb.

# Contents

Theme 1 Our Community	4
Theme 2 Our Changing Community	20
Theme 3 People Who Help Us	38
Theme 4 Heritage, Symbols and Songs	45
Round Up	54
List of Words and Meanings	55

## **Foreword: A message from the Chief Education Officer**

It is very fitting that as we enter into a brand new century and indeed a new millennium these social studies books of the Cayman Islands are introduced into our schools. For our country to move confidently into the future we must know about our past and these books will give valuable information regarding our past that must be passed on to all future generations. Our children must gain an appreciation of the sacrifices and contributions that have been made by the generations of Caymanians that preceded them and of the traditions of hard work, honesty, integrity and faith in God that have brought the Cayman Islands to prominence today. They must learn to appreciate Cayman's traditions of democracy and decency and practise those lessons throughout their lives, so that Cayman will continue to grow and prosper.

These books reflect the hard work and dedication of our teachers and education department staff to ensure that Caymanian culture, history, government and traditions are appreciated and practised by our children. I encourage the reader to infuse the lessons in these books into as many areas of our children's education as possible, so that social studies is not seen merely as a subject, but reinforces our very existence and culture in all areas of study. I offer congratulations and sincere appreciation to all those who have contributed to these books, but especially to Mr James Watler, for seeing the project through to completion.


*John Tudor Ed. D, Chief Education Officer, Cayman Islands Department of Education, Grand Cayman, Cayman Islands*



# 1

# Our Community


Our **community** is where we live, work and play. It includes people, buildings, plants and animals.



The large communities in Grand Cayman are called **districts**.

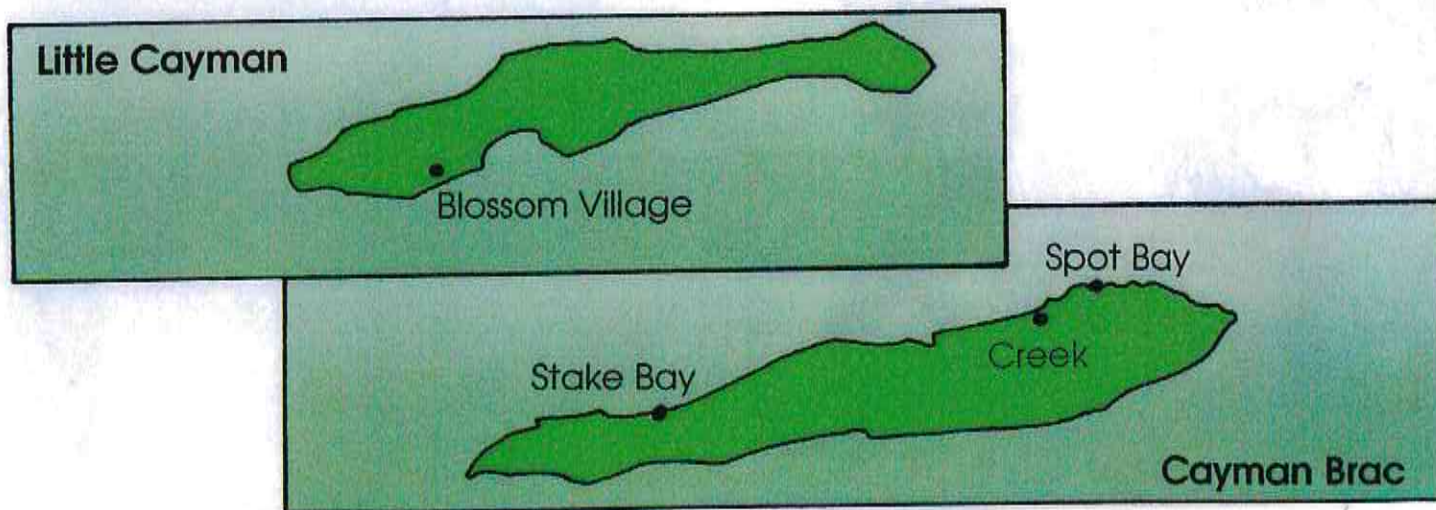


Activity



Copy the picture and name all the districts.

Cayman Brac and Little Cayman make up one district. Stake Bay on Cayman Brac is the main centre for this district.



Activity





Name one community on Little Cayman.  
Name two communities on Cayman Brac.

## What our community looks like

In our community we may have hills, beaches, reefs, ponds and trees. These are called **natural** features.

There are also **man-made** features in our community such as roads and buildings.





### Activity



Name three natural features and three man-made features in this picture.


Communities are built in different places.  
Some communities are near the sea.  
Some communities are in sheltered places.  
Some communities are near good farmland.




Do you know why your community grew up where it is? Ask your parents or an older person you know to help you find out.



There are many kinds of families in our community.



Activity




How many people live together in your family?  
How do you help at home?

Here is a poem about families by a well-known Caymanian poet, Janilee Clifford.

## Our family

*Mother and father we love so much  
Sisters and brothers too  
Grandmothers and grandfathers –  
Like to take to the zoo  
All our cousins they come too  
Aunts and uncles, we visit on the way  
My! We've had a wonderful day.*



Activity




Write two things that you and your family do together. Draw a picture of one of the things you do with your family.



My name is Kendra.  
I am seven. I live at  
27 Shamrock Road,  
Bodden Town,  
Grand Cayman.

This picture shows  
where I live.




### Activity



Can you see Kendra's house in the picture?  
Can you find her school?

This picture shows what Kendra's community looks like from above. It is called a map.

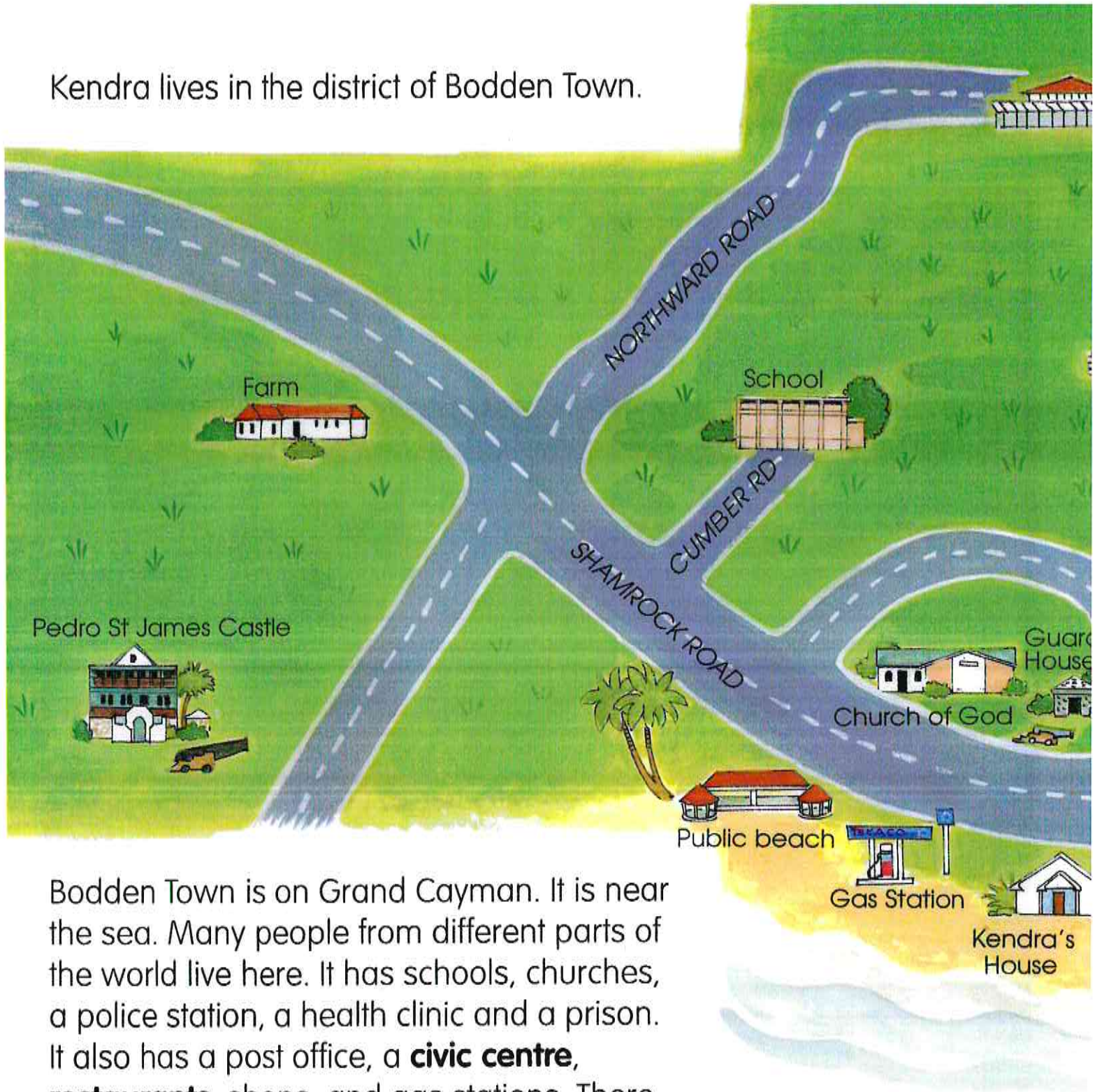


### Activity





- 1 Can you find Kendra's house on the map?  
Can you find her school?
- 2 What does Kendra see on her way to school?
- 3 Do you walk to school? What do you see on the way?
- 4 Draw a picture story of your way to school.

Kendra lives in the district of Bodden Town.



Bodden Town is on Grand Cayman. It is near the sea. Many people from different parts of the world live here. It has schools, churches, a police station, a health clinic and a prison. It also has a post office, a **civic centre**, **restaurants**, shops, and gas stations. There are animal and **crop** farms in the district.

People visit places in Kendra's district. They visit Pedro St James, Bodden Town Pirates' Caves, Old Slave Wall, Meagre Bay Pond and the Old Guard House.



Pedro St James Castle



Pirates' Caves

This is a map of Bodden Town.

- 1 Point to the Post Office and the Police Station.
- 2 How many churches can you see on the map?
- 3 Can you find any of the places that people visit in Kendra's community?
- 4 What is the name of your community?
- 5 Do people visit places in your community?  
Name one of these places.

There are many interesting places to visit in our communities.



*Submarine*



*Turtle Farm*



*Hell*



*Bat Cave, Cayman Brac*




*The Bluff*

## Activity



- 1** Give one example of an interesting natural feature in your community.
- 2** Give one example of an interesting man-made feature in your community.
- 3** Why must we look after the interesting places in our communities?






The sea around our islands is very important.  
We must protect our reefs and marine life.

We enjoy these sports in our community.



Activity




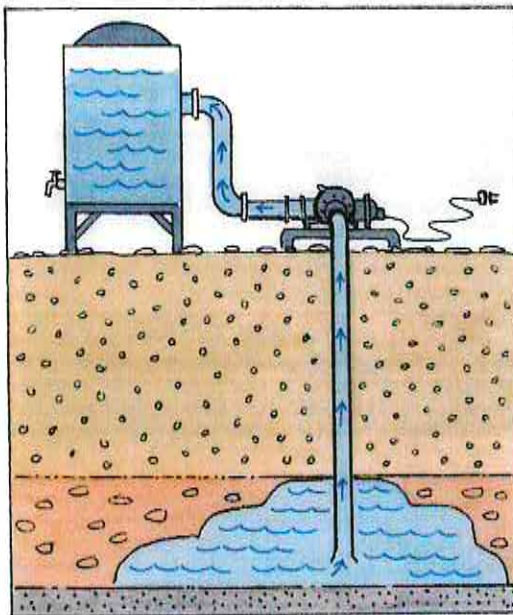
What sports do you like best?  
Write about one of these sports.

## Things we need in our community

Plants, animals and people need water to live. We need clean water to drink. We also need water for washing ourselves, our dishes and our clothes. We need water for our animals and our crops.




- 1 Talk about how water is being used in these pictures.
- 2 What are the different ways you use water every day?



We collect rainwater in tanks. We also use water from springs and wells.

Many of the things we need come from other countries. These things are imported. To **import** means to bring things into the country.



Look at the labels on your food, clothes and books to find out which countries they come from.

# Our Changing Community



Communities change all the time. New houses are built. New roads are made. Crops are grown and harvested. Animals are raised and sent to market.




*Old George Town*

*New George Town*



The community of George Town has changed in many ways.

Activity



Look at the two pictures carefully. Say two ways in which George Town has changed.

Roads help us to get from one place to another.

Long ago in the Cayman Islands there was just one main road through each island. These roads were narrow, rough, sandy and rocky.

There were only a few cars. People **travelled** on foot, on horseback, by horse and buggy, or by canoe.




Activity



Why is this picture in black and white?  
Have you seen a buggy like this? Where?

Today there are lots of roads on our islands.  
Many trucks and cars travel on these roads.



This is a picture of the busy West Bay Road.




Ask an older person in your district about  
how roads and transport have changed on  
our islands.


## Road safety

There are many signs along our roads. If we obey them, they keep us safe.

Remember to **stop, look, listen** and **think** before you cross the road. Always use the pedestrian crossing if there is one.



Activity



Can you draw any other road signs?  
Remember what you learnt in Year 1.



## Our important buildings

There are many buildings on the Cayman Islands. Some buildings are old and some are new.

Most of our important buildings are in George Town. George Town is our **capital**. Most government buildings are in George Town.

- ① *Barclays Bank*
- ② *The Library*
- ③ *Central Police Station*
- ④ *The Legislative Assembly*
- ⑤ *The Post Office*



Who is George Town named after?



⑥



⑥ *Captain Callan Ritch's house, Cayman Brac*

⑦ *Faith Hospital, Cayman Brac*


⑧ *La Esperanza Tourist Apartments*

⑦



⑧

Activity



Look at the pictures. Which buildings are old?  
Which buildings are new?


## Our churches

We **worship** in many different churches.

We pray and read the Bible.

We learn to love and help one another.

We have lots of fun singing songs and choruses.



## Our schools

There are many schools on our islands.

All children go to school.

We learn how to read, write and count.

We also learn about our islands and how to get along with each other.



Activity



What do you like best about your school and why?

Once a year all the schools **perform** at the Children's Festival of the Arts. They sing, dance, act plays and **recite** poetry. There are prizes for the children who perform very well.

Parents, friends and other family members attend this **festival**.



All schools take part in inter-primary sports and reading day.




Describe how you took part in one of these activities.

We need rules to help us to live together at home and at school.




The **Principal** is the leader of our school. The Principal and the teachers make sure that everyone obeys the school rules.

Activity



Do you have any rules at home? Who teaches you about rules at home?

The rules in our community are called laws.  
Our laws are made by the Legislative Assembly.  
The police make sure that our laws are obeyed.



## Our museums

The Cayman Islands have two National **Museums**.

One is on Grand Cayman and the other is on Cayman Brac.

The oldest building in George Town is the National Museum building.

Long ago, it was used as a post office, a court house and a jail.

Little Cayman also has a museum.




*National Museum, Grand Cayman*



In the museums there are many things which show how Caymanian people lived long ago. Looking around the museum is a good way to find out about our past.

Activity



Match these words to name some of the things we can see at the museum.

BOOKS

OLSTO

PHOTOS

OKBSO

CLOTHES

HTSPOO

TOOLS

CTESLOH



What was the museum building on Cayman Brac used for long ago.



## Our plants

Trees and other plants make our community look beautiful. They can also be useful to us.

We use wood from trees to make buildings and furniture. Trees give us shade and shelter. Tree roots stop the soil from being washed away. Trees and other plants help to bring rain.



The Queen Elizabeth **Botanic Park** is in the district of North Side. Many beautiful trees and plants can be found in this park.



Activity



Make a scrapbook of pictures of plants which are used to make our surroundings beautiful.

There are a few plants which are harmful.



*Cow-itch Vine*



*Maiden Plum*



*Manchineel*

Scratch! Scratch! Itch! Itch!  
'Mama, help!' shouted Jimmy.  
Mother hurried outside.  
'Goodness, child!' she exclaimed.  
'It's the cow-itch! How many times have I warned you about going near the cow-itch vine, especially when the pods are dry? It can cause a lot of harm.'  
'Then why did people let it grow here?' asked Jimmy.  
'Well', replied mother, 'when I was a child, my mother used to give us cow-itch mixed in porridge as medicine when we had worms. Anyway, let me try to stop the itching.'

A while after, mother said: 'That reminds me, you see that big tree in Captain Ben's cow pastures?'  
'The one near the fence with the pretty green leaves?' asked Jimmy.  
'No, Jimmy, that is maiden plum', said mother. 'That too can cause harm; it can cause itching, blisters and swelling. No, I am talking about the big shade tree in the corner. They call it Manchineel. Don't let the sap of the tree get on your skin as it is very harmful. Remember,' mother said, '**avoid** cow-itch, maiden plum and Manchineel!'



What can be used to stop cow-itch?


Some plants give us food.

*A banana plant*


*A coconut tree*

*A mango tree*

*An avocado tree*



*Activity*



What food do we get from each of these trees?  
Name two things that can be made from the coconut?

Today if we get sick, we go to the hospital.  
Long ago there was no hospital.

People made medicine from plants. It was called **bush medicine**.



◀ *Soursop tree*  
A tea was made with the leaves of this tree.

*Cerasee plant* ▶  
The fruit of the Cerasee plant made a good drink. It gave you rich healthy blood. It also made your skin smooth.



◀ *Periwinkle*  
A tea was made from the flowers of this plant.



*Aloe plant* ▶  
The juice of the Aloe plant was used on cuts, scrapes and burns.



Find out the names of two other plants used for medicine.

## Our weather

Some days it is very hot.  
Some days it is very wet.  
On dry, hot days we play outdoors.  
On rainy days we stay indoors.



Activity



Draw a picture of what you do on a rainy day.



A **Northwester** is a cold wind which blows over our islands. It makes the sea rough.



What are storm shelters? Why do we need them?



Match these words with the opposite meanings.

WET	SUNNY
WINDY	DRY
HOT	CALM
CLOUDY	COLD

The weather changes from day to day. We can record changes in the weather on a weather chart.

Monday	Tuesday	Wednesday	Thursday	Friday



Draw a weather chart like this one to record the weather for one week.

Theme

# 3

## People Who Help Us



The people in our community do many different jobs. Some people work to produce things. Some people work to provide **services**.

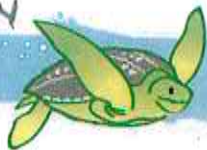


Services are things people do for each other. People who work for the government, such as policemen, doctors, teachers, street cleaners and firemen provide services we need. People who buy and sell things provide a service. Bankers and store clerks provide a service too. So do people who look after **tourists** by working in hotels. People who look after old or sick people provide a service. So do people who look after our country's water supply and wildlife.





## Activity



- 1 What do the workers in the pictures do?
- 2 Which of these workers is providing a service?
- 3 Copy these sentences into your book and complete them.

Mrs Ebanks works at a school.

She is a \_\_\_\_\_.

Jane is sick. She needs to see

a \_\_\_\_\_.

Tom's father works at a police station.

He is a \_\_\_\_\_.

Mr Bill is a \_\_\_\_\_.

He takes care of his animals and crops.

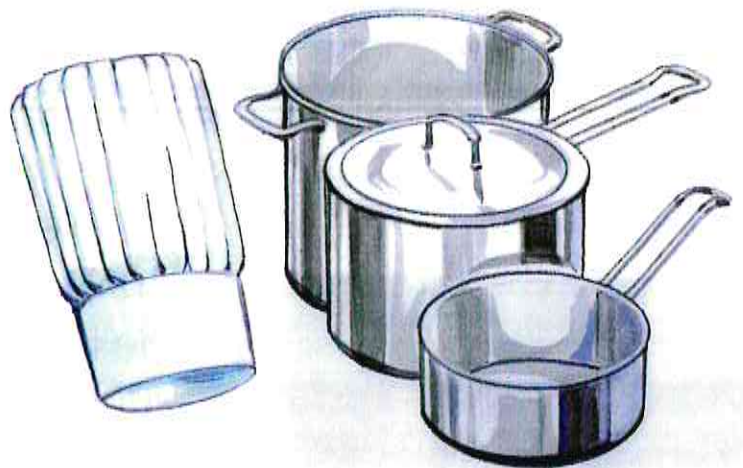
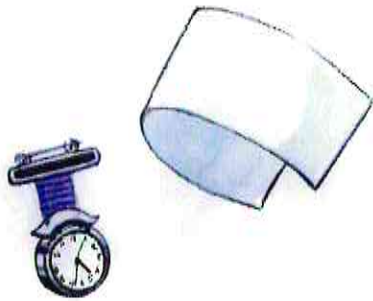
An \_\_\_\_\_ Officer stamps our  
passports when we travel.

A \_\_\_\_\_ flies an aeroplane.





Some workers need special clothes and tools.  
These clothes and tools tell us what work  
these people do.



### Activity



- 1 What jobs are done by the people who wear these clothes?
- 2 What other workers do you know about? What clothes and tools do they use?

## Helping each other

In our families we help each other.  
We also work together in groups to help  
other people.

Some special groups help people in need.



The Scouts sometimes help to  
keep our beaches clean.



When a hurricane is coming the  
Red Cross helps us to prepare for it.




The Lions built an eye  
clinic near the hospital.  
We can go there and  
have our eyes checked.

### Activity



- 1 Do you know anyone who is a member  
of a special group?
- 2 Are you a member of a special group?  
If so, which one?

It is important to say 'please' and 'thank you'. These words help us to be **polite**. They help us to respect each other.



We should always be polite and respectful to make tourists feel welcome in our islands. We should remember to smile so that the tourists will want to visit us again.

Activity



Role-play how to be polite when you meet tourists.




## Co-operation

The word co-operation means working together.  
We all need each other.

We can **co-operate** to meet our needs.

We can co-operate to make our lives better.



### Activity



- 1 How do the people in the pictures need each other?
- 2 Think of different ways in which people can help each other.

## Keeping our community clean

We must all work together to help make our community a clean and safe place to live. Dropping litter is against the law. We must put our garbage in the bins.

Some things can be reused or **recycled**. When we recycle things we can use the material they are made of to make new things.



Always remember to put the things we recycle into the proper bins.



- 1 Think of three reasons why it is important to reuse things?
- 2 Collect some things which you may want to throw away. Bring them to school and use them in your art and craft classes.

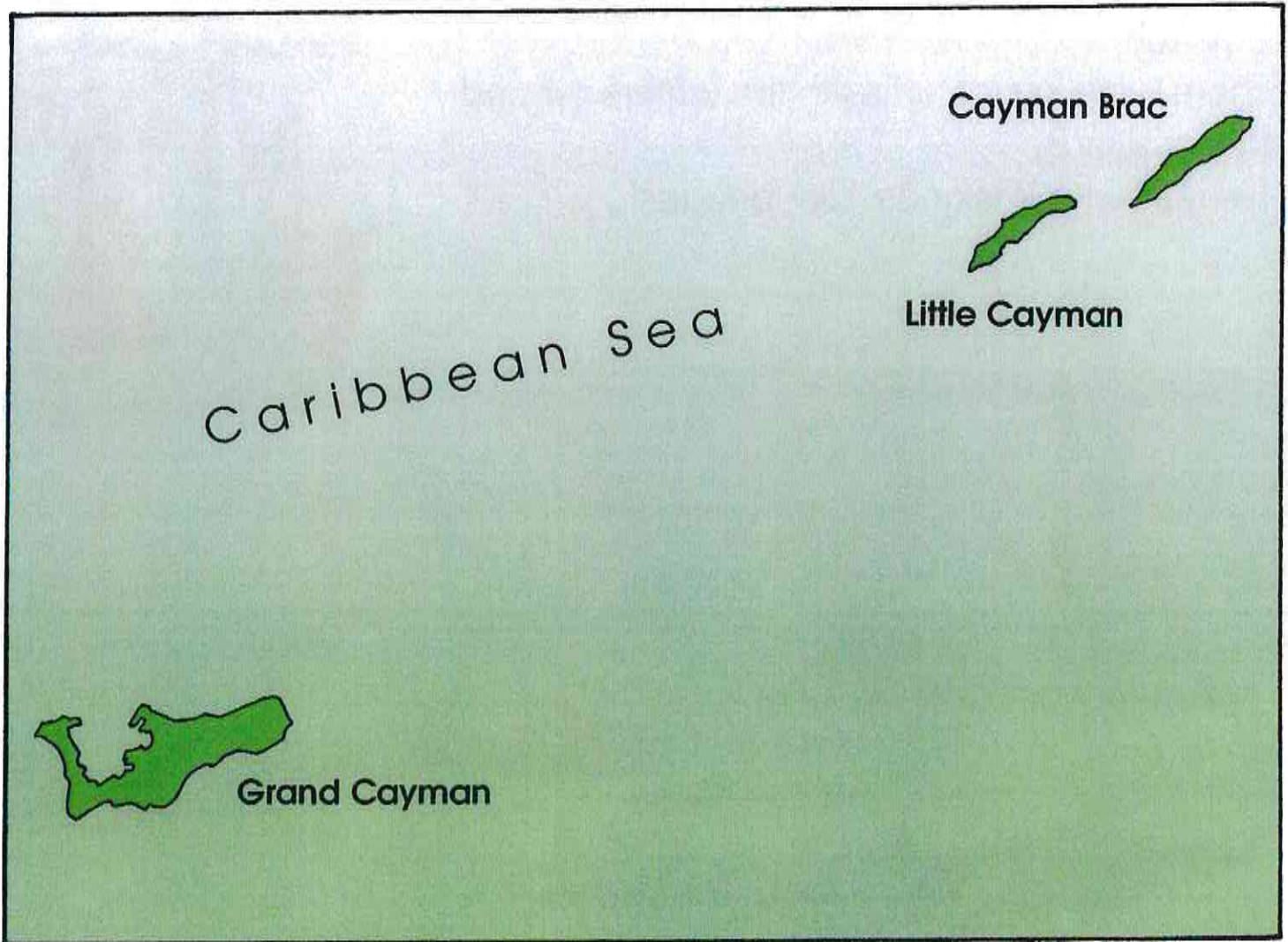
Theme

4

# Heritage, Symbols and Songs



## Our beautiful Cayman Islands



Activity



- 1 Which is the largest island?
- 2 Which is the smallest island?
- 3 Which island is closer to Grand Cayman?
- 4 What is the name of the sea around our islands?

## Our history


Christopher Columbus **discovered** our islands.  
He had three ships.

He sailed from Spain and found many islands  
in the Caribbean.

He saw the islands of Cayman Brac and Little  
Cayman.

There were lots of turtles in the waters around  
these islands.

He named our islands 'Las Tortugas'.



Activity



Learn this rhyme.

*Columbus sailed the ocean blue,  
In fourteen hundred and ninety two  
For many weeks he was at sea  
In sailing ships that numbered three  
Yo! Ho! Yo! Ho! Yo! Ho!  
Yo! Ho! Yo! Ho!*

When Christopher Columbus found the Cayman Islands there were no people living here. The islands were **uninhabited**. Soon the news spread that there were turtles around the islands. Ships often stopped to get turtle meat. They also came for fresh water which they found in natural wells.

Some ships got **wrecked** on the reefs and the sailors stayed and built huts to live in.

There were lots of mosquitoes on the islands.



People burnt sticks in a pan. The smoke kept the mosquitoes away. They called this a 'smoke pot'.




## Our National Festivals

There are three national festivals – Pirates' Week, Cayfest and Batabano.

We enjoy Pirates' Week.

We dress like pirates and watch parades of floats. We visit different districts and people show us things that our great grandparents used.



Batabano is a very colourful festival.



During Cayfest we also learn about our heritage.

We can buy different foods when we visit the districts during Pirates' Week. Many people have food stalls. They sell:

Turtle Stew  
Conch Stew  
Rice and Beans  
Fish Stew  
Fried Plantains  
Barbecue Chicken  
Whelks  
Potato Salad  
Salt Beef and Beans  
Fish 'n' Fritters  
Heavy Cake  
Coconut Water  
Tamarind Drink




### Activity



- 1 Choose your favourite foods from the list above. Make up a special celebration **menu**.
- 2 Find out what food your grandparents ate. Compare it with what you eat today.

## Fun and games

Here are some of the games children played long ago. They did not have television or video games.



Activity



Do you play any of these games today?

Children played musical instruments.  
They also did a dance called the quadrille.



Activity



Make some instruments for a class band.




## Our National Symbols



- ◀ This is the British flag. It is called the Union Jack. We use this flag as well as our own because we belong to Great Britain.

This is our country's flag. ▶  
Can you see a picture of the Union Jack in our flag?



- ◀ The Coat of Arms appears on all Government cars, trucks and buildings. It is also on **uniforms** worn by people who work for the Government.



- 1 What two animals can you see on the Coat of Arms?
- 2 Draw one of the animals on the Coat of Arms.



◀ This beautiful flower is found only in the Cayman Islands. It is called the Banana Orchid.

Our great grandparents used ▶ the thatch palm to make roofs for their houses and ropes to tie up their animals.




◀ There are two kinds of parrot, the Grand Cayman Parrot and the Cayman Brac Parrot. The parrots feed mostly on wild fruits and seeds. Sometimes they eat mangoes as well. Parrots nest in holes in trees, especially old tall trees.

## Our National Anthem

*God save our gracious Queen,  
Long live our noble Queen,  
God save the Queen!*

*Send her victorious,  
Happy and glorious,  
Long to reign over us,  
God save the Queen!*




## Our National Song

### Beloved Isle Cayman

*O, land of soft fresh breezes,  
Of verdant trees so fair,  
With thy Creator's glory  
Reflected everywhere.  
O sea of palest em'rald,  
Merging to darkest blue,  
When'ere my thoughts fly Godward,  
I always think of you.*


### Chorus

*Dear verdant island, set  
in blue Caribbean Sea,  
I'm coming, coming very soon,  
O beauteous isle, to thee.  
Although I've wandered far,  
My heart enshrines thee yet.  
Homeland, fair Cayman Isle,  
I cannot thee forget.*



# Round up

Activity



- 1 Make a class display about your community. Use the questions in the box to help you decide what to include in your display.

What is the name of your community?  
What are your surroundings like?  
What kind of buildings are there?  
Are there any trees or crops?  
Are there any interesting places?  
What jobs do people do?

- 2 Use clay or other things to make a model of a road near your school. Make buildings, trees, vehicles and people to go on it.
- 3 Where does water come from near your home? Draw pictures.
- 4 Draw four pictures to show how people at your school help each other.
- 5 Make a scrapbook about how your community has changed. Ask your parents and older people how life has changed. Draw pictures for your scrapbook and write about what life was like long ago.

# List of words and meanings

**avoid** to keep away from a thing, person or action

**botanic park** a place where all kinds of plants are grown and can be seen

**bush medicine** medicine made from plants

**capital** a city where the government is located

**civic centre** a public building used for community events

**community** a place where people live, work and play together

**co-operate** to work together

**crop** plants that are grown on a farm

**discover** to find or find out something for the first time

**district** an area that is part of a country

**event** anything that happens

**festival** a happy event

**import** to bring goods into a country

**man-made** made by people

**menu** a list of meals

**museum** a place where things from the past and present can be seen

**natural** made by nature

**northwester** strong north west wind which makes the sea rough

**perform** to act

**polite** having good manners, courteous

**principal** the head of a school

**recite** to say from memory

**recycle** to change and use again

**restaurant** a place where you can buy and eat a meal

**services** things people do for each other

**tourist** a person who visits for a short time on holiday

**travel** to go from one place to another

**uniform** a style of clothes which all members of an organisation or pupils at a school wear

**uninhabited** no people living in a place

**weather** how hot or cold, wet or dry a place is at a particular time

**worship** praying, singing and listening to things about God

**wreck** to destroy



Macmillan Education  
Between Towns Road, Oxford OX4 3PP  
A division of Macmillan Publishers Limited  
Companies and representatives throughout the world

[www.macmillan-caribbean.com](http://www.macmillan-caribbean.com)

ISBN 0 333 77744 1

Text © Education Department, Cayman Islands 2000  
Design and illustration © Macmillan Publishers Limited 2000

First published 2000

All rights reserved; no part of this publication may be reproduced, stored in a retrieval system, transmitted in any form, or by any means, electronic, mechanical, photocopying, recording, or otherwise, without the prior written permission of the publishers.

Typeset by J & D Glover Ltd  
Illustrated by Maureen and Gordon Gray  
Cover photography by Andrew Guthrie

The publishers have made every effort to trace all the copyright holders, but if they have inadvertently overlooked any, they will be pleased to make the necessary arrangements at the first opportunity.

Printed in Thailand

2010 2009 2008 2007 2006 2005  
13 12 11 10 9 8 7 6 5 4 3 2

# CAYMAN

## Primary Social Studies



*Cayman Primary Social Studies Books 1-6* were written to complement the Social Studies Curriculum and the general teaching of Social Studies in the Cayman Islands. The varied activities have been designed specifically to be appropriate for each age group. There are two accompanying Teacher's Books covering levels 1-3 and 4-6.

The sixteen authors, who are teachers from throughout the education system, were brought together to write the booklets in a series of workshops held from 1996 to 1999. The workshops were sponsored by the Cayman Islands Government Education Department. However, much of the funding came from the United Nations Development Project Funding for Curriculum Development (UNDP).

[www.macmillan-caribbean.com](http://www.macmillan-caribbean.com)



MACMILLAN  
CARIBBEAN

ISBN 0-333-77744-1



9 0 1 0 1



9 780333 777442