


CAYMAN

Primary Social Studies



TEXTBOOK **1**

Cayman Islands Primary Social Studies

TEXTBOOK 1



Acknowledgements

The Education Department gratefully acknowledges the support of the Government in providing funds for the publication of these books.

Our sincere thanks are also extended to the following people for supporting the publication of these texts: Honourable Truman Bodden, Minister of Education, Aviation and Planning, Mrs Joy Basdeo, Permanent Secretary, Ministry of Education, Aviation and Planning, Dr John Tudor, Chief Education Officer, Mr Herbert Crawford, Senior Education Officer, Curriculum and Test Development and Mrs Lillian Archer, Senior Education Officer, Training and Support Services.

Our thanks go to the writing team: Dick Tressider, Vicki Frederick, Maxine Roberts, Marie Martin, Annie Mae Seymour, Janilee Clifford, Ilene Dilbert, Marcia Sarju, George Boldeau, Marge Quinland, Dell Ottey, Bernice Levy, Lynnett Monteith, James Watler, Heather McLaughlin, Marquiss McLaughlin and Shirley Kidd for the time they spent working on the manuscripts. Special thanks to Maria Chow Bodden for the long hours which she dedicated to typing the drafts, making corrections and preparing the final manuscripts. The project was facilitated by Mr James T Watler, Assistant Education Officer, Social Studies, Moral and Religious Education, Health and Drug Education and thanks must go to him for the time and effort he has put into the project.

We are grateful to Mrs Shirley Hamber of Macmillan Publishers, who has given us advice and support in completing the final drafts of these books. We also wish to say thanks to Mr Michael Bourne and Mr Nicholas Gillard of Macmillan Publishers for their kind assistance.

Finally the authors and publishers wish to acknowledge, with thanks, the following organisations, groups, businesses and individuals for their contributions, e.g. photographs and information:

Cayman Islands National Archive, Cayman Islands National Museum, National Trust of the Cayman Islands, Government Information Services (GIS), Department of Tourism, Lands and Survey, Cayman Airways Ltd, Pedro St James Castle, Pirates Cave – Bodden Town (Spencer Bodden), William Ebanks (Mr Willie's Farm), Georgene Lazzari, Ella Fowler, Favourita Blanchard, Dr Philip Pedley, Tammy Selzer, Anita Ebanks, Deborah Tabora, Bill Tenant, Vera Ann Brereton, Suzette Ebanks, Patrick Gorham and John Bebb.

Contents

Theme 1 Myself	4
Theme 2 My Family	9
Theme 3 My School	19
Theme 4 My Country	28
Round Up	47
List of Words and Meanings	48

Foreword: A message from the Chief Education Officer

It is very fitting that as we enter into a brand new century and indeed a new millennium these social studies books of the Cayman Islands are introduced into our schools. For our country to move confidently into the future we must know about our past and these books will give valuable information regarding our past that must be passed on to all future generations. Our children must gain an appreciation of the sacrifices and contributions that have been made by the generations of Caymanians that preceded them and of the traditions of hard work, honesty, integrity and faith in God that have brought the Cayman Islands to prominence today. They must learn to appreciate Cayman's traditions of democracy and decency and practise those lessons throughout their lives, so that Cayman will continue to grow and prosper.

These books reflect the hard work and dedication of our teachers and education department staff to ensure that Caymanian culture, history, government and traditions are appreciated and practised by our children. I encourage the reader to infuse the lessons in these books into as many areas of our children's education as possible, so that social studies is not seen merely as a subject, but reinforces our very existence and culture in all areas of study. I offer congratulations and sincere appreciation to all those who have contributed to these books, but especially to Mr James Watler, for seeing the project through to completion.

John Tudor Ed. D, Chief Education Officer, Cayman Islands Department of Education, Grand Cayman, Cayman Islands

Theme




Myself



Hi! My name is Pam.


Hi! My name is Bob.



Activity



What is your name?



I am a girl.
I am six.

I am a boy.
I am five.

Activity



How old are you?
When is your **birthday**?

Pam has brown eyes.
Bob has long legs.



Activity



Say three things about yourself.

I hear sounds with my ears.

I smell things with my nose.

I feel things with my fingers.



I see things with my eyes.

I taste food with my tongue.

These are called my **senses**.



Pam is happy.



Bob is sad.



What makes you feel happy?
How do you let people know what you are thinking and feeling?



I like swimming.



I like reading.




I like playing football.

Activity



What do you like doing?

Pam and Bob go to school.



They learn to read.
They learn to write.
They play new games.

Activity



What do you do at school?


Theme

2

My Family



This is my **family**.




Activity



Point to the people in Bob's family and say who they are.


Draw a picture of your family.



There are many kinds of families.
Each family is special.

Everyone has **needs**.

We need food to eat
and water to drink.



We need air
to breathe.



We need clothes
to wear.

We need a house
to live in.





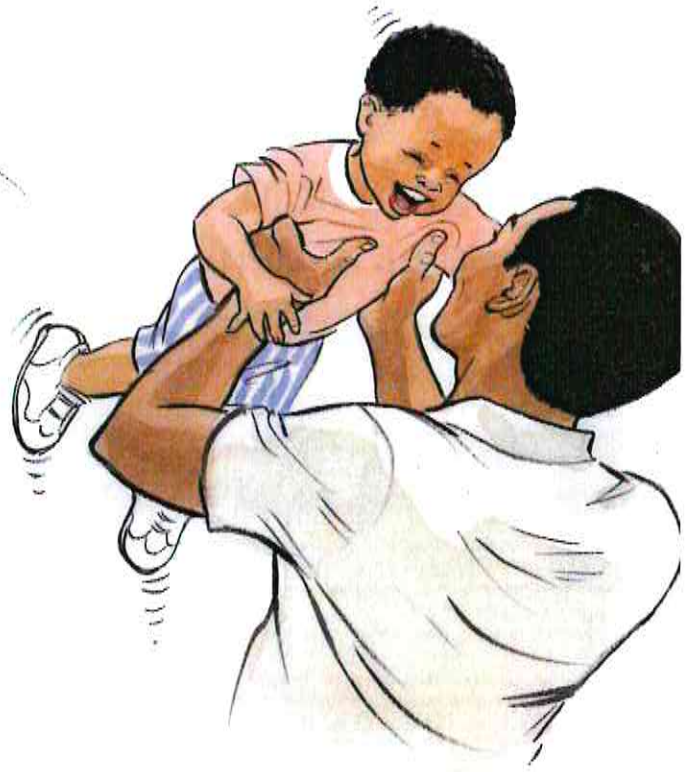
We all need love
and care.



Activity



What other needs do we have?
Who gives us what we need?



Activity



People in a family need each other.
Why do you need your family?

Pam's dad is a plumber.




Bob's mom works in a hotel.



Activity




What job does your mom or dad do?
What job would you like to do when you
grow up?




This is Pam's **home**.
She lives with her mom and dad.
She has a big brother.
They live at 750A Turtle Farm Road,
West Bay,
Grand Cayman.

Activity



What does your home look like?
What is your **address**?



There are different rooms in a house.

Activity



Draw the room you like best?

We share the work at home.



Activity



How do you help at home?

Families can have fun together.



They can watch Batabano.


They can visit a farm park.



Activity



Talk about somewhere special you have been with your family.



DANGER !



Activity



What is happening in these pictures?
Have you ever hurt yourself at home?

Theme


3

My School




This is Pam and Bob's school.

Activity



Draw a picture of your school. Make sure you include these things:

classroom playground hall
canteen principal's office



Many people work in our schools.


We do many things at school.



Activity



Draw a picture of what you enjoy doing at school.




We take care of our school.

Activity



What other things can you do to take care of your school?

We need **rules** to help us to work together at school.




Activity




What rules do these children need?
What rules do you have at school?

Pam and Bob see many things on the way to school.




Activity



Draw a picture of what you see on your way to school.

Traffic signs help to make the road safe.




Activity



What do these signs tell us?

We can be safe on the streets if we obey the road safety rules.



Walk on the sidewalk.


Keep to the right side of the road.

Walk one behind the other.



Stop, look, listen and **think** before you cross the road.

Use the pedestrian crossing.

Activity



Match each picture to a road safety rule.



Here is a rhyme about crossing the road.

Up the road I look to see,
If any traffic's near to me.
Down the road I look as well,
And listen for a horn or bell.

There's something coming, wait a bit.
If I run out I might be hit.
Now the road is really clear,
No truck or motor car is near.

I run across the road so wide.
Hurrah! I'm safe on the other side.

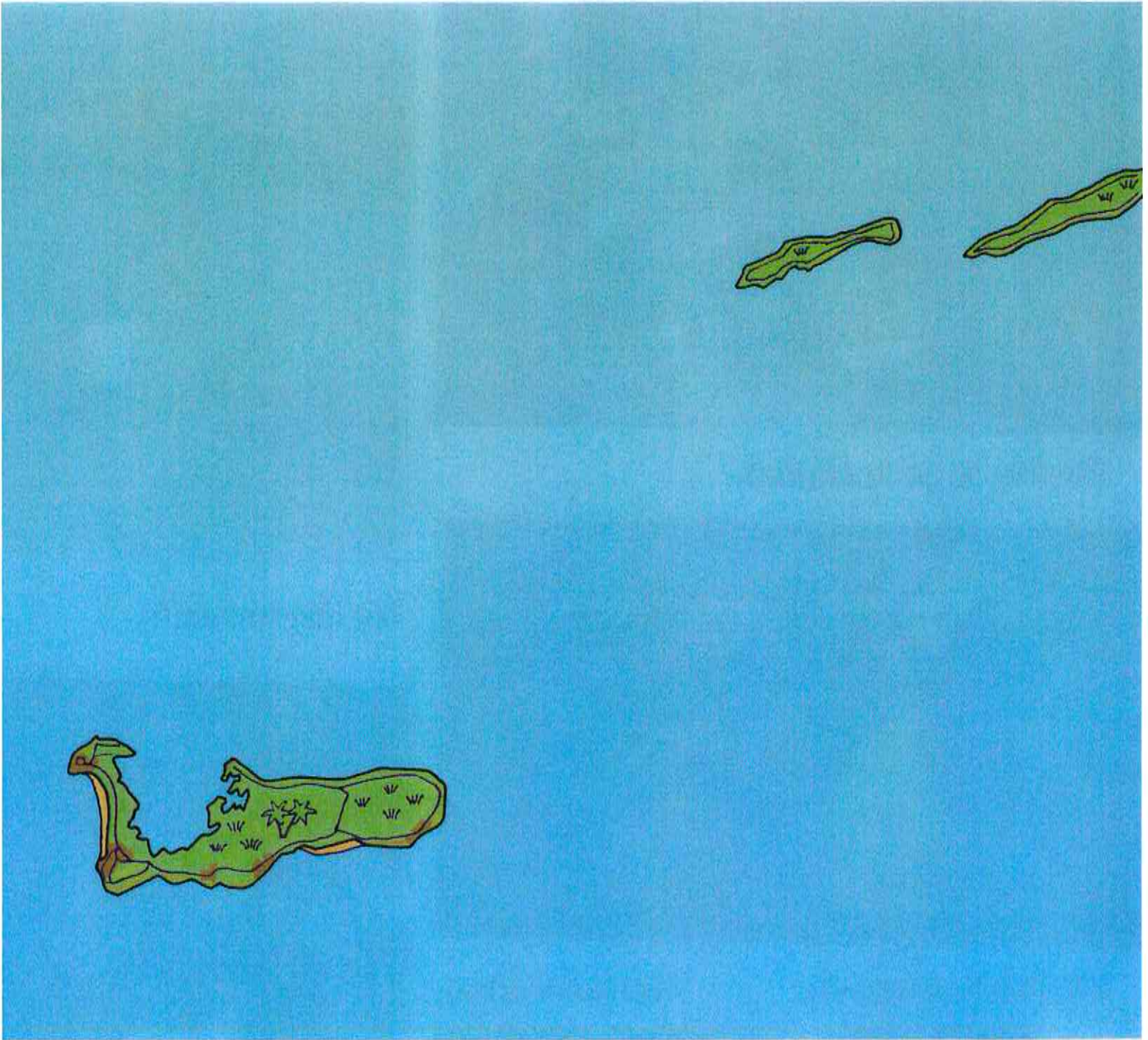
Theme

4

My Country



An **island** is land with water all around it.




The name of my country is the Cayman Islands.
It is made up of three islands.

Activity



What are the names of the three islands?



We like to go to church.



We like to swim.




We like to dress up.

We like to shop.



We like to go on picnics.





We like to fish.

We like to play ball games.




We like to dance.




We like to play.

Caymanians like to do many things.




What do you like doing best?

We have many **visitors** to the Cayman Islands.
These visitors are called **tourists**.



We welcome visitors
to our islands.





Activity



Think of two ways in which you can be helpful to visitors.




Caymanians like to eat many kinds of food.



Here are some of the foods Caymanians like to eat.



Activity



What food do you like best?



Activity




Who are these people?
Do you know why they are important?



This is how people **travelled** long ago.

This is how we travel now.





Activity



How did people travel long ago?
How do we travel now?

These times are special to Caymanians.



Some people dress up during Pirates' Week.




We can go to watch the Queen's Birthday Parade.



We act in nativity plays at Christmas time.

Activity



Why is the Queen's Parade special to us?
Why do we decorate our homes at
Christmas?

This is our **flag**.

We must show respect for our flag.



Activity



What is happening in this picture?

This picture is special to the people of the Cayman Islands.
It is called the Coat of Arms.



Activity



Find the Coat of Arms on the flag.
Why is our Coat of Arms special to us?

These are the Cayman Islands' National Symbols.



Activity



Can you name these symbols?



This is our National Anthem.

*God save our gracious Queen,
Long live our noble Queen,
God save the Queen!*

*Send her victorious,
Happy and glorious,
Long to reign over us,
God save the Queen!*

Activity



Sing this song every day.

This is our National Song.



Beloved Isle Cayman

*O, land of soft fresh breezes,
Of verdant trees so fair,
With thy Creator's glory
Reflected everywhere.
O sea of palest em'rald,
Merging to darkest blue,
When'ere my thoughts fly Godward,
I always think of you.*

Chorus

*Dear verdant island, set
In blue Caribbean Sea,
I'm coming, coming very soon,
O beauteous isle, to thee.
Although I've wandered far,
My heart enshrines thee yet.
Homeland, fair Cayman Isle,
I cannot thee forget.*



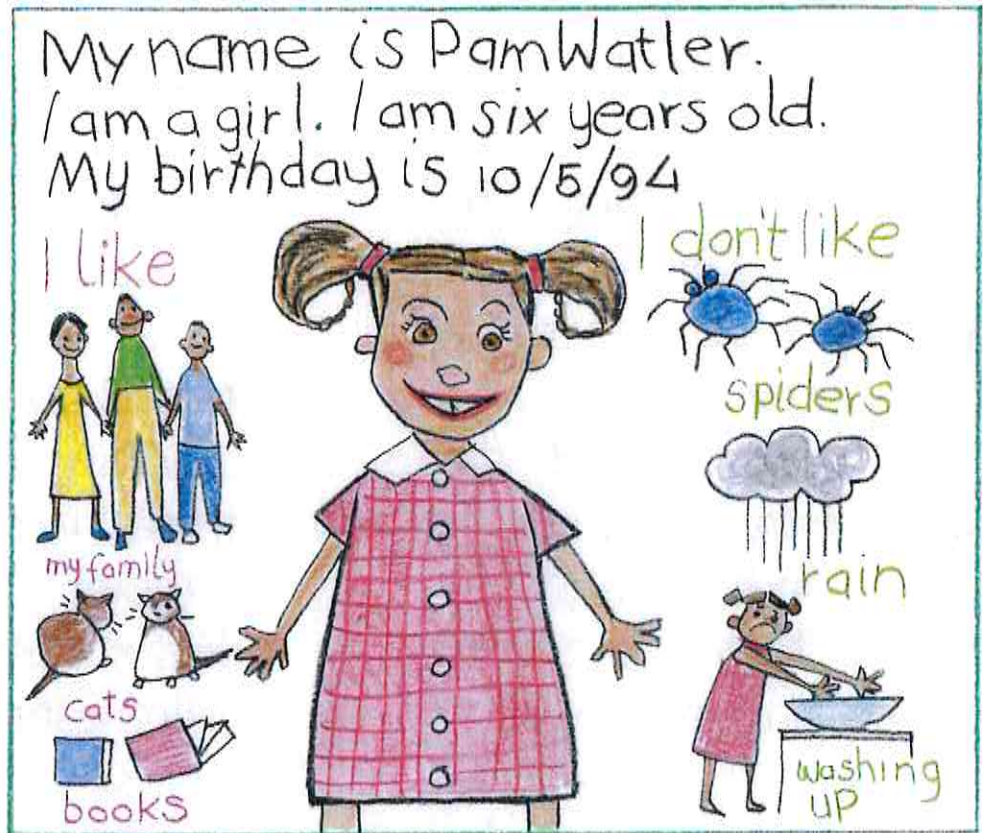

Activity



Sing this at the beginning of each day.

Round up

Activity...



- 1 Pam has drawn a picture all about herself. Draw a picture all about yourself.
- 2 Draw a picture of your house and write your address underneath.
- 3 Name the rooms in your school and say what they are used for.
- 4 Make and colour your own National Flag from a piece of paper and a stick.

List of words and meanings

address the number of the building, the name of the street and town where a person lives

birthday the date on which you were born

danger something which may cause injury or disaster

family a group of people who are closely related

flag a piece of cloth with a pattern on it, used as a sign of a country or a club

home the house or place where someone lives

island a small piece of land surrounded by water

need something necessary

rule something which tells you what you must or must not do

senses five powers by which we see, smell, hear, feel and taste

tourist someone who is travelling about on holiday

travel to go from one place to another

visitor someone who goes to visit a person or place

Macmillan Education
Between Towns Road, Oxford OX4 3PP
A division of Macmillan Publishers Limited
Companies and representatives throughout the world

www.macmillan-caribbean.com

ISBN 0 333 77743 3

Text © Education Department, Cayman Islands 2000
Design and illustration © Macmillan Publishers Limited 2000

First published 2000

All rights reserved; no part of this publication may be reproduced, stored in a retrieval system, transmitted in any form, or by any means, electronic, mechanical, photocopying, recording, or otherwise, without the prior written permission of the publishers.

Typeset by J & D Glover Ltd
Illustrated by Maurcen and Gordon Gray
Cover photography by Andrew Guthrie

The publishers have made every effort to trace all the copyright holders, but if they have inadvertently overlooked any, they will be pleased to make the necessary arrangements at the first opportunity.

Printed in Thailand

2010 2009 2008 2007 2006 2005
13 12 11 10 9 8 7 6 5 4 3 2

CAYMAN

Primary Social Studies



Cayman Primary Social Studies Books 1-6 were written to complement the Social Studies Curriculum and the general teaching of Social Studies in the Cayman Islands. The varied activities have been designed specifically to be appropriate for each age group. There are two accompanying Teacher's Books covering levels 1-3 and 4-6.

The sixteen authors, who are teachers from throughout the education system, were brought together to write the booklets in a series of workshops held from 1996 to 1999. The workshops were sponsored by the Cayman Islands Government Education Department. However, much of the funding came from the United Nations Development Project Funding for Curriculum Development (UNDP).

www.macmillan-caribbean.com



MACMILLAN
CARIBBEAN

ISBN 0-333-77743-3



9 780333 777435